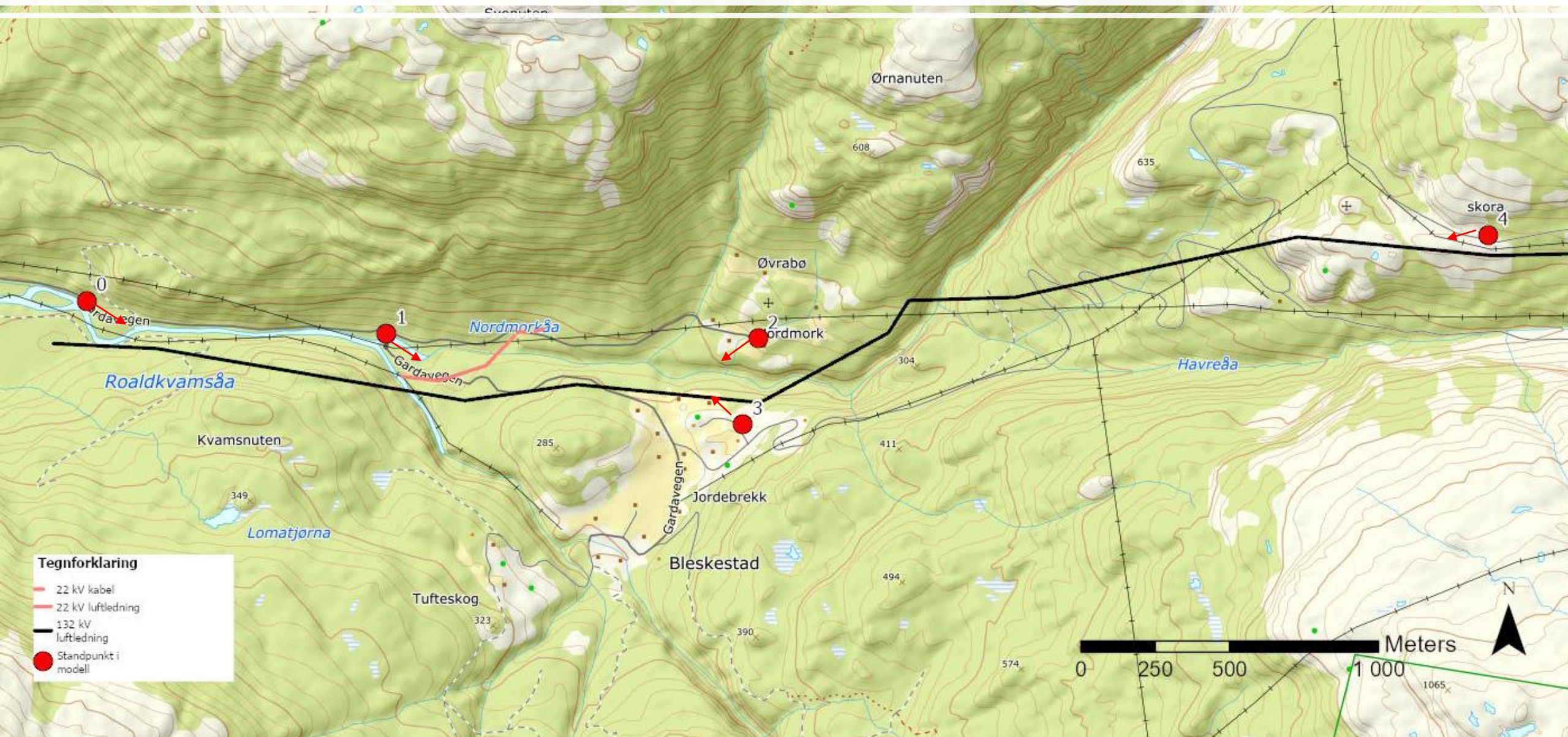



Standpunkt for modellutsnitt




Eksisterende 22 kV i forgrunnen
Ny 132 kV i skogslia




Punkt 0: Gardavegen v/Håmo

Eksisterende 300 kV i forgrunnen
Ny 22 kV i skogslia
Ny 132 kV i skogslia
Eksisterende 420 kV i horisont



Punkt 1: Gardavegen v/bru

Eksisterende 300 kV i høyre bildekant
Ny 132 kV på andre sida av elvejuvet




Punkt 2: Fra Nordmork

Ny 132 kV nærmest
Eksisterende 300 kV på andre siden av dalen



Punkt 3: Hagjen

Eksisterende 22 kV nærmest veien
Ny 132 kV i bakkant



Punkt 4: Tverrdalen